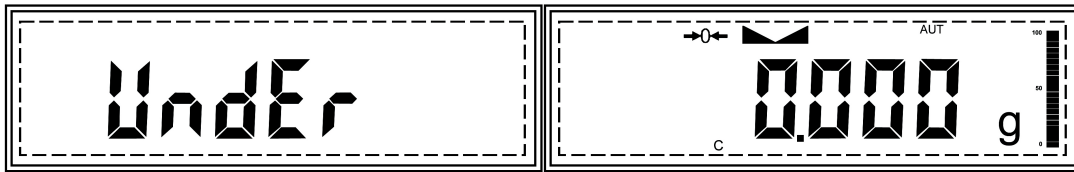


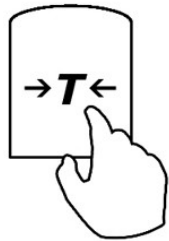
Check Weighing

Before using this reference guide, enable and configure Check Weighing by following the steps listed in Chapter 7.1.3 of the Instruction Manual. To enter the Check Weighing mode press the “Function” key, and select the function by pressing the “T” key while “Check” is displayed.

1. Upon entering the check weighing function, the *UNDER* limit is displayed. If an under limit has already been set and no change is necessary, press “T” (YES) to accept and continue. If you wish to change the setting, press the “→0← (NO)” key. To set a new weight limit use the table below.



To Accept



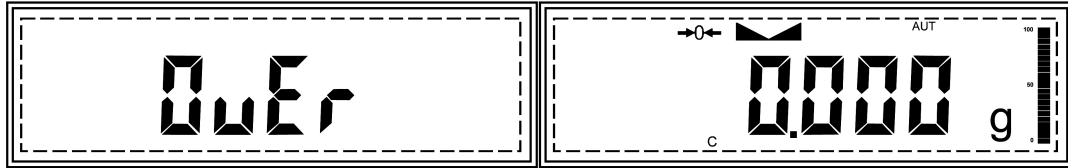
To Change



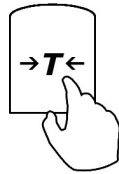
Table 8.C.4, Example: Setting a weight limit of 20.123g

<i>Current Display</i>	<i>Action to take</i>	<i>Key to use</i>	<i>Number of depressions</i>	<i>Display becomes</i>
-	Increment the digit	→0←(NO)	3	2
2	Accept and go to next digit	T(YES)	1	20
20	Insert a decimal	P	1	20.0
20.0	Increment the digit	→0←(NO)	1	20.1
20.1	Accept and go to next digit	T(YES)	1	20.10
20.10	Increment the digit	→0←(NO)	2	20.12
20.12	Accept and go to next digit	T(YES)	1	20.120
20.120	Increment the digit	→0←(NO)	3	20.123
20.123	Accept the entire setting	F	1	--

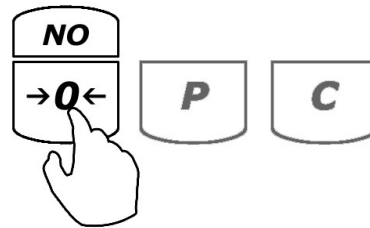
2. If an over limit has already been set and no change is necessary, press “T” (YES) to accept and continue. If you wish to change the setting, press the “→0←” (NO)” key. To set a new weight limit use the table shown in step1.




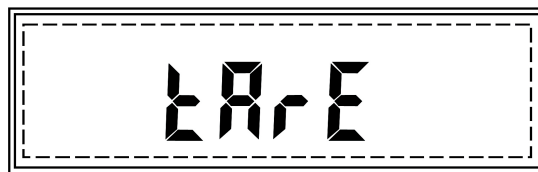
To Accept




To Change



3. Place a container on the pan and press “T” to tare.



4. To perform check weighing place your object on the pan to check whether the weight of the object falls within the designated range. The weight of the object and the result will be displayed sequentially.



For a detailed description of this feature please turn to Chapter 8(C) of the instruction manual.

For technical questions or assistance please call toll free: 1-866-473-6900

Fulcrum Inc.

100 Delawanna Ave., Suite 120

Clifton, NJ 07014

(973) 473-6900

<http://www.torbal.com>