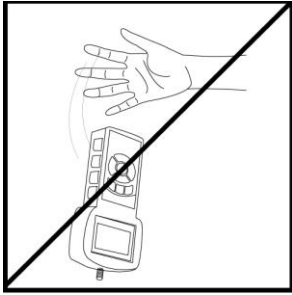


Cautionary Notes and Warnings

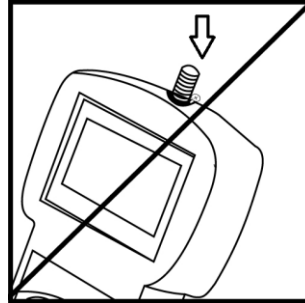
Important Handling Cautions and Warnings

Always handle your force gauge with care.

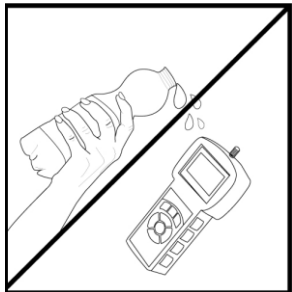
Damage caused by improper handling is not covered under warranty.



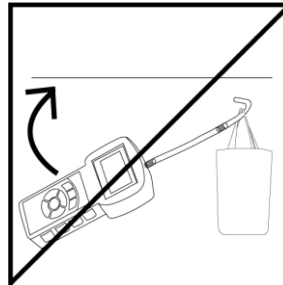
DO NOT let the force gauge fall or drop onto the ground!



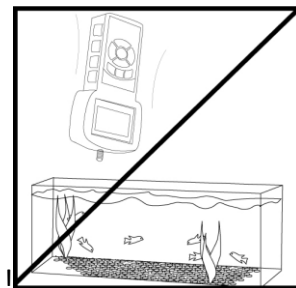
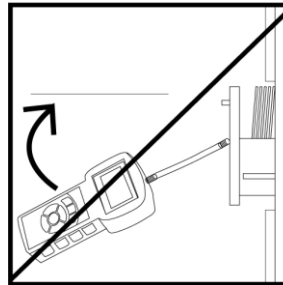
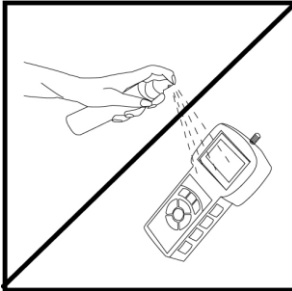
Never use the force gauge if there is an object or material wedged between the measuring rod and frame!



DO NOT pass or handle liquids near the force gauge to prevent spillage and liquid damage!



Always align the force gauge shaft to the object measured, to prevent the shaft from warping and damaging the device!




DO NOT attempt to measure the force of an object that is submerged in a liquid

Cautionary Notes and Warnings

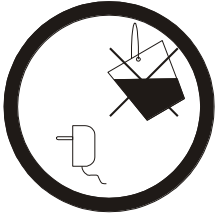
Cautionary Notes and Precautions




Never stand under a force gauge in use. Equipment may fall or collapse, causing breakage and possible injury.



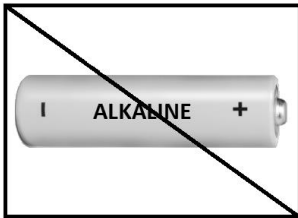
Keep safe distance from the load cell. Always use safety gloves, safety glasses and other protective gear.



Always keep the force gauge and the power supply from water or other liquids.



Damaged batteries must be handled with extra care. Use rubber gloves and safety glasses. Dispose only in designated recycling centers.



Always disable charging before installing disposable batteries. Charging non-rechargeable, alkaline batteries can be hazardous and cause damage to the force gauge.

CAUTION:



- The force gauge is designed for indoor use only.
- Do not operate the force gauge in hazardous areas or under dangerous conditions.
- Do not use the force gauge in locations subject to high humidity or dust.
- Do not connect cables in ways other than those mentioned in this manual.
- Never stand on or lean on this product. Equipment may fall or collapse, causing breakage and possible injury.
- Before moving the product, unplug it and unplug all cables connected to it.
- When storing, transporting or returning the force gauge for service, always use the original packaging.

WARNING:



- Never attempt to repair, disassemble or modify the force gauge. Tampering with the force gauge may result in injury and cause greater damage to the equipment.
- Be sure to use the specified power source.
- Do not allow foreign matter to fall onto the force gauge.
- If water or other liquid spills onto the force gauge, unplug the power cord immediately and contact technical support.



- Disposal of electronic equipment in waste containers is forbidden by law.

Cautionary Notes and Warnings

Important Mounting and Installation Cautions



- Force Gauge Capacity and swivel bearing joint must always exceed the predicted measurement load.
- Elements or parts used in mounting that are not supplied with the force gauge, such as a shackle, rope, chain, nut or a bolt, must withstand force of no less than 150% of force gauge capacity.

Warning!

Mounting bolts and other connection hardware, parts, or elements not supplied with the force gauge must sustain loads of at least 150% of force gauge capacity. Any bolt or nut must be precisely matched to the diameter of the swivel bearing joint with tolerance of at least 0.5mm. Swivel bearing joints must be protected against rapid movements and secured with pads against slips.

