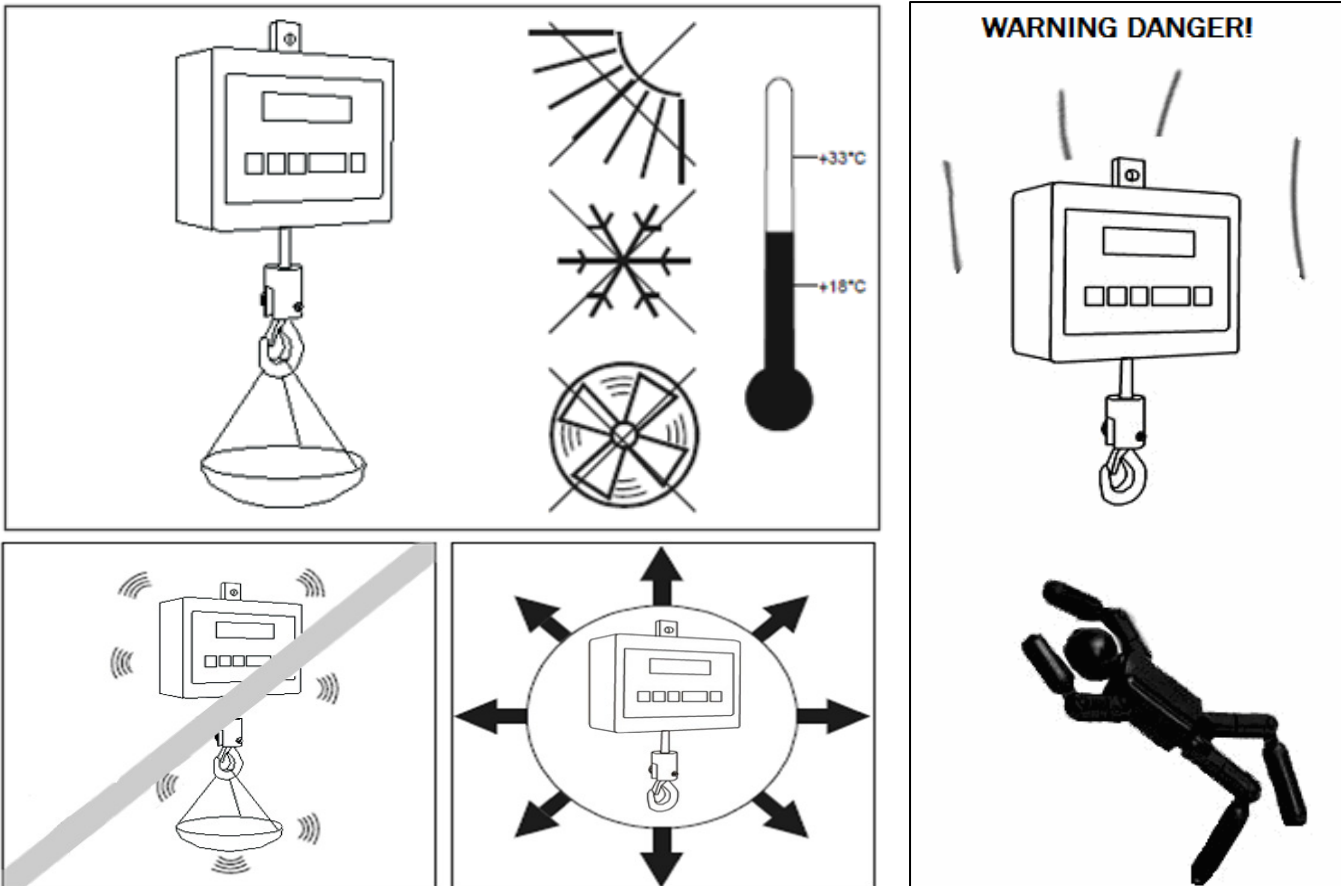


## Cautionary Notes

Remember choose a proper location for you scale. Always handle the unit with care.



The correct location and proper environment make an important contribution to the accuracy of the weighing results of TORBAL industrial scales.

### The optimum location and installation for your scale:





- Stable, vibration-free mounting installation.
- Away from direct sunlight
- Not exposed to high temperature variations
- Away from direct drafts
- **When mounting take extra caution and make sure that your mounting method will support a load which is equal to twice the weight of the scale's maximum weighing capacity. Improper mounting of the crane scale can result in having the unit fall from its mounted height and can cause serious injury or death.**



<p><b>CAUTION:</b></p> 	<ul style="list-style-type: none"> <li>• The scale is designed for indoor use only.</li> <li>• Do not operate the scale in hazardous areas or conditions.</li> <li>• Do not use the scale in locations subject to high humidity.</li> <li>• Do not connect cables in ways other than those mentioned in this manual.</li> <li>• Be sure to set the scale on a firm, stable, horizontal surface.</li> <li>• Never stand on or lean upon this product. Equipment may fall or collapse, causing breakage and possible injury.</li> <li>• Before moving the product, unplug it and unplug all cables connected to it.</li> <li>• When storing, transporting or returning the scale for service, always use the original packaging.</li> </ul>
<p><b>WARNING:</b></p> 	<ul style="list-style-type: none"> <li>• Never attempt to repair, disassemble or modify the scale yourself. Tampering with the scale may result in injury and cause more damage to the equipment.</li> <li>• Be sure to use the specified power source.</li> <li>• Do not allow foreign matter to fall into the scale.</li> <li>• If water or other liquid spills into the scale, do not continue to use it. Unplug the power cord immediately and contact technical support.</li> </ul>

**Important handling Cautions and Warnings**

	<p>Follow all safety guidelines in order to avoid electrical shock, or damage to connected peripheral devices.</p>
<ul style="list-style-type: none"> <li>• All necessary repairs or internal adjustments should be made by authorized personnel only.</li> <li>• To avoid the risk of fire use an outlet of the proper type that provides the specified voltage. The required voltage for the power supply is 115vAC @ 60Hz and requires a minimum of 1.2 amperes of current.</li> <li>• Do not use the scale when the cover is open.</li> <li>• Do not use the scale in explosive atmospheres.</li> <li>• Do not use the scale in very high humidity.</li> <li>• If the scale does not operate properly, unplug the power supply and do not use it until checked by authorized personnel.</li> </ul>	
	<p>Disposal of electronic equipment in waste containers is forbidden by law.</p>
<ul style="list-style-type: none"> <li>• Please dispose of electronic equipment in appropriate recycling centers or by returning to the original point of purchase.</li> </ul>	