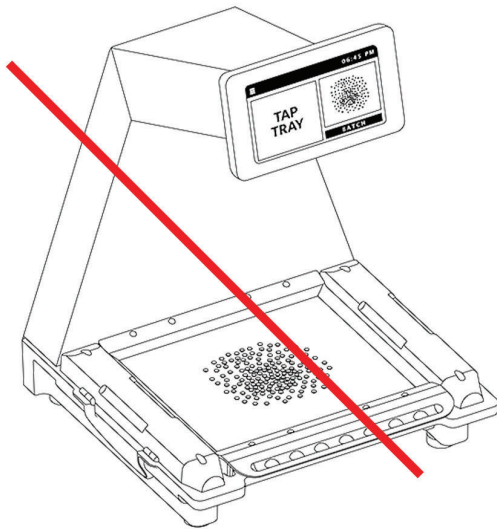
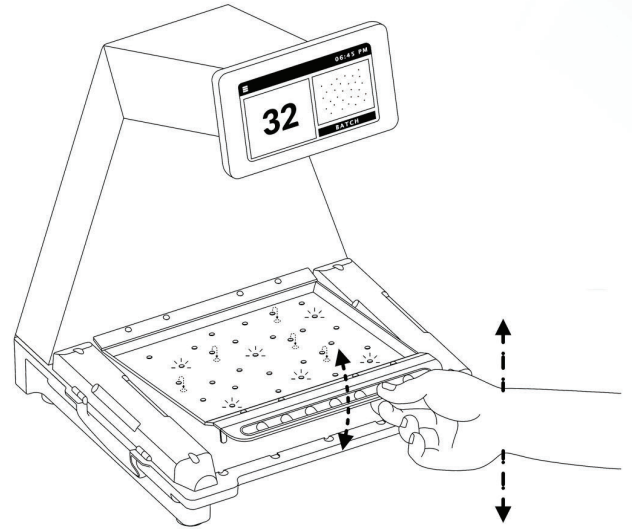




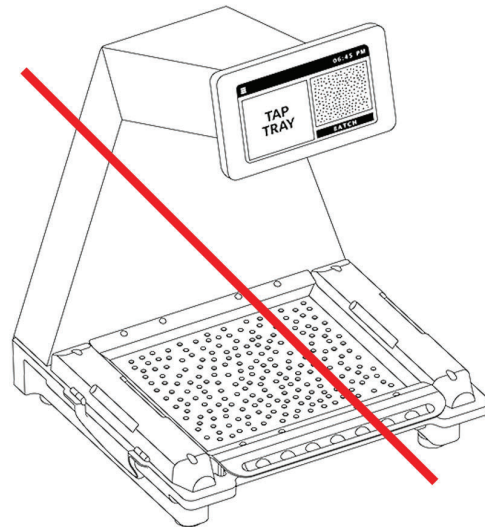
Tips and Good Habits While Counting

After dispensing pills onto the tray, always tap the tray to assure pills spread away from each other.



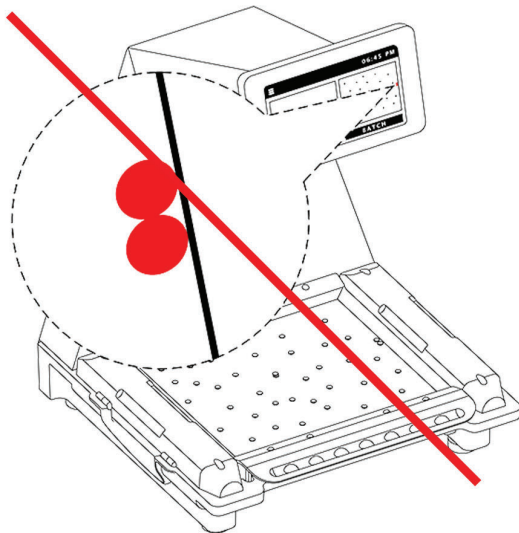

Do not dispense the pills into a single heap or tight cluster.

Avoid exceeding a quantity of 100 pills in a single count.





Glance at the surface of the tray and verify that pills are not stacked one on top of another.



Be sure that none of the pills on the image display are marked red. Pills marked in red are too close to the edge of the tray and are not counted. Tap the tray until the pills move away from the edges of the tray.

Glance at the image of the pills and make sure each pill is marked green. Pills without a green mark are not counted. Make sure multiple pills are not marked with one mark. If you see any of the above tap the tray.

